

TEACHERS NOTES

This activity provides some extra work to go with the dining room photo set. For some learners, who are learning quickly, you may not need to use this activity at all or you may substitute it for the activities in the dining room photo set. For example instead of the pairs game suggested by the photo set, you may like to use this track.

For younger learners or for learners who need extra repetition you might use this activity as well as the pairs game.

The **worksheet** is designed for younger learners or for learners who are struggling with Roman script. For many learners, it will not be necessary.

MATERIALS REQUIRED

- The track (enlarged if your printer is able to do that or a small sized track for each player or each pair of players).
- a dice
- some counters

PLAYING THE GAME

The instructions printed on the track are as follows:

Instructions

- **Throw the dice.**
- **Move your counter.**
- **Say the name of the object you have landed on.**

To make the game more competitive and more demanding, the first player throws the dice and moves their counter. They then ask the next player to name the object they have landed on. If the second player can name the object they can throw the dice.

For more advanced learners this track could be used for much more difficult language; for example when a player lands a square (e.g. the knife) they must ask a question such as "What you use a knife for?"



Start



The dining room
photo track



Instructions

- Throw the dice.
- Move your counter.
- Say the name of the object you have landed on.










End





Racing to English Activity 5ax	The dining room photo track	Worksheet
---	------------------------------------	------------------

Copy and complete:

	<p>This is a cup.</p> <p>This is a _____.</p>
	<p>This is a mug.</p> <p>This _____.</p>
	<p>This is a jug.</p> <p>_____.</p>
	<p>_____ is a plate.</p> <p>_____.</p>
	<p>_____ a plate.</p> <p>_____.</p>
	<p>_____ fork.</p> <p>_____.</p>
	<p>_____.</p> <p>_____.</p>
<p>spoon</p>	